



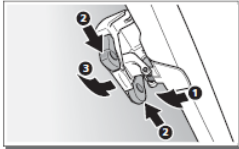
WARNING: Cancer and
Reproductive Harm
www.P65Warnings.ca.gov

OPERATING INSTRUCTIONS FOR THE WEBASTO HOLLANDIA 100-II SUNROOF

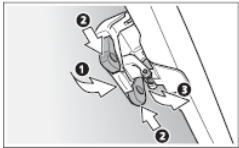
Dear Customer,

Webasto Product International wishes you many miles of open-air driving pleasure with your newly fitted pop-up sunroof. Your sunroof is a quality product from Webasto Product International. Please take a few minutes to study the following instructions carefully.

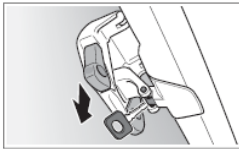
A



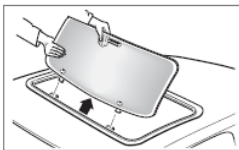
Opening/closing the sunroof



B



Removing/dismounting the glass panel



OPENING / CLOSING / REMOVING THE GLASS

This sunroof has a 4 position handle. See item A of cover inside. Dismounting the glass panel (item B): move button on backside of handle to loosen closing mechanism. Take glass panel with hinges off the roof.

RECOMMENDATION

If there is moisture or condensation on the glass when you start driving, we recommend first driving with the roof closed, until it has evaporated. After a few minutes the glass will be dry, and you can open the roof.

MAINTENANCE

To clean the glass, use only a mild, non-scratching detergent and a moist chamois leather cloth. Clean the rubber seal every three months with water and apply talcum powder after drying. Keep all parts dirt-free (leaves, dust, sand and so on). In case of leakage or opening/closing malfunction, contact your dealer or a licensed installation workshop.

WARRANTY

Webasto Product International warrants to the original purchaser, a 5 year or 50,000 mile (whichever occurs first,) warranty on all component parts of this series of sunroofs against defective materials or workmanship when serviced by the original installer or a Webasto Authorized Installer. Proof of original purchase, mileage and date of installation are required to receive warranty service. Defects caused by rough handling, incorrect use, accident and glass breakage are not covered by this warranty. Transportation costs are the responsibility of the owner. Labor costs for installation or service are not covered under this warranty and should not be assumed unless the installer provides a separate written warranty. All obligations of Webasto Product N.A. Inc. under this warranty shall be terminated if: Service is performed by someone other than the original installer or a Webasto.

REGISTRATION

This product can be registered by visiting www.techwebasto.com or by scanning the code. A proof of purchase is required for all products that are not registered.

