

Category: Marine

Document Number: PI136TP

Date: 04/27/2017 Rev: 8/15/2018

Description: **Gree Remote Control Quick Start Guide**

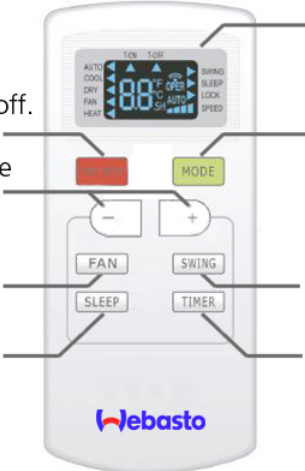


WARNING: Cancer and Reproductive Harm
www.P65Warnings.ca.gov

Summary

This is a quick-start guide for your FCF Platinum remote control.

The FCF Platinum remote control can be used on any FCF unit using a control panel marked version 30 or higher. The version can be found on the rear of the control panel.

ON/OFF button - Turns the unit on and off.

+/- buttons - adjusts the set temperature (not available in AUTO mode)

FAN - sets the fan mode - AUTO, LOW, MEDIUM, HIGH





SLEEP* - Feature not supported

DISPLAY SCREEN - displays operational information

MODE - selects desired mode - AUTO, COOL, DRY, FAN, HEAT

SWING* - Feature not supported

TIMER* - Feature not supported

Press the  and the  buttons simultaneously to select F° or C°
Press the  and the  buttons simultaneously to lock and unlock the unit.

* - These buttons do not have a function on the FCF Platinum A/C unit. Disregard the information related to these buttons on the rear panel of the remote control.

To switch between F and C modes both the remote control and the FCF unit must be turned OFF.

*- These buttons do not have a function on the FCF air conditioning unit. Disregard the information related to these buttons on rear panel of the remote controls.

If you have any questions, contact our technical support team at (800) 860-7866 or via email at: info-us@webasto.com.