

## Category: Jeep Accessories



Document Number: 5011908

Date: 4/18/2017      Rev: 08/2018

Description: **Alternate Cargo Surround Hardtop Mounting Procedure**



**WARNING:** Cancer and Reproductive Harm  
[www.P65Warnings.ca.gov](http://www.P65Warnings.ca.gov)

Application: **4 Door Jeep (JK) | 2007 - 2017**





### Overview

The steps below will describe alternate mounting instructions for mounting a 4 door Jeep JK Cargo Surround to the hardtop mounting locations. This is optional only for an additional 6 point mount for extreme durability.


### Kit Contents

Image	Description	Quantity
	M8 x 42mm Screw with captive washer – Hex 10mm	6
	M8 Nut with captive washer – Hex 13mm	6

### Tools Required

Image	Tool
	✓ Ratchet
	✓ Torque wrench
	✓ 13mm socket
	✓ Ratcheting or open end box wrench

### Installation

1.		<p><b>IMPORTANT</b></p> <p>If a Webasto Cargo Surround system was previously installed; all mounting hardware should be loosened in order for proper alignment of the wing tabs to the hardtop mounting holes.</p>
----	---	--



<p>2.</p>		<p>Remove the 6 O.E. Hardtop screws on your 4 door Jeep JK vehicle. (3 per side)</p>
<p>3.</p>		<p>If wings were previously installed it is necessary to remove the rubber end caps from the wing tabs that will be secured to hardtop bolts.</p>
<p>4.</p>		<p>Install or re-install wings to cargo surround. Make sure wing tabs are positioned under the hardtop mounting lip.</p>
<p>5.</p>		<p>Install supplied M8 x 42mm screws in replacement of the O.E. hardtop screws and torque to factory specification.</p> <p>From the underside of each hardtop screw use the supplied M8 nut with captive washer to mount each wing tab as shown in illustration. Torque to 4 Nm (35 in-lbs.)</p> <p><b>NOTE</b> This blind procedure may require the use of a ratcheting or open end box wrench with little to no view of each nut during the installation process.</p>

Any questions, contact our technical support team at (800) 860-7866 or via email at: [info-us@webasto.com](mailto:info-us@webasto.com).